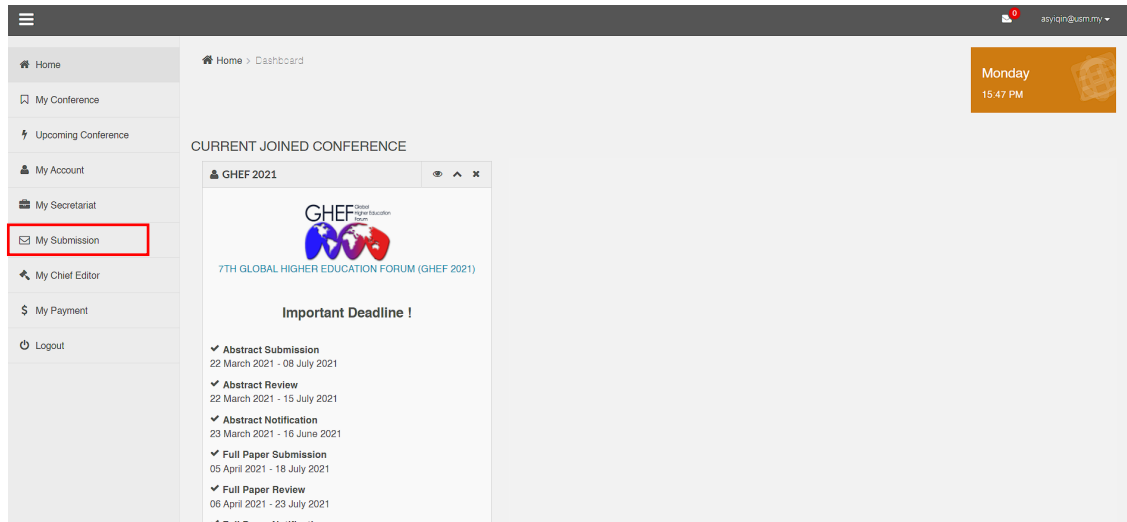



A. ABSTRACT SUBMISSION GUIDELINES

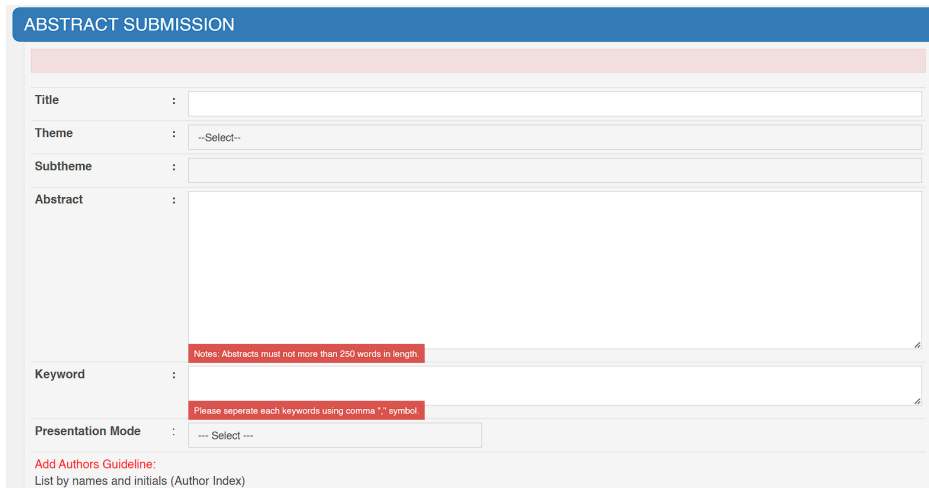
1. Create an account on the Ezconf system or log in if you already have an account (<https://shorturl.at/cw048>).
2. Go to the “My Submission” menu.



2. Click the “Submission” button and select “Submit Abstract”.



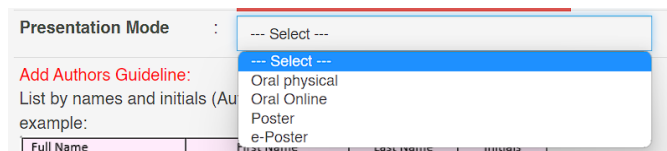
3. Fill out the form for Abstract Submission.



The screenshot shows a web form titled "ABSTRACT SUBMISSION". It contains several input fields: "Title", "Theme" (with a dropdown menu), "Subtheme", "Abstract" (a large text area), "Keyword", and "Presentation Mode" (with a dropdown menu). There are two red callout boxes: one above the "Abstract" field stating "Notes: Abstracts must not more than 250 words in length." and another above the "Keyword" field stating "Please separate each keywords using comma ',' symbol". Below the form, there is a section for "Add Authors Guideline" with the instruction "List by names and initials (Author Index)".

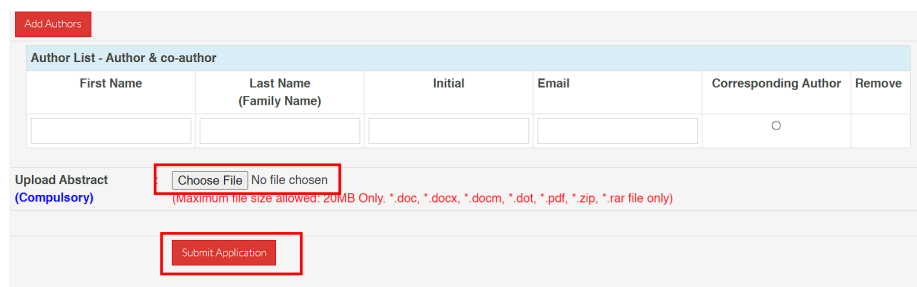
4. Choose the presentation mode:

- Oral physical or
- Poster



This screenshot shows the "Presentation Mode" dropdown menu open. The options listed are "Oral physical", "Oral Online", "Poster", and "e-Poster". Below the dropdown, there is a section for "Add Authors Guideline" with the instruction "List by names and initials (Author Index)" and an example table with columns for "Full Name", "First Name", "Last Name", "Initial", and "Email".

5. Update your author and co-author information. Then, upload your abstract as a *.doc, *.docx, *.docm, *.dot, *.pdf, *.zip, or *.rar files only. Make sure the file uploaded does not exceed 20MB.



The screenshot shows the "Add Authors" section with a table for "Author List - Author & co-author". The table has columns for "First Name", "Last Name (Family Name)", "Initial", "Email", "Corresponding Author", and "Remove". Below the table, there is an "Upload Abstract (Compulsory)" section with a "Choose File" button and a "No file chosen" message. A red box highlights the "Submit Application" button.

6. Click “**Submit Application**” to submit your abstract. Once you have submitted, you will receive a notification email from the secretariat.





8TH GLOBAL HIGHER EDUCATION FORUM 2023 (GHEF2023)

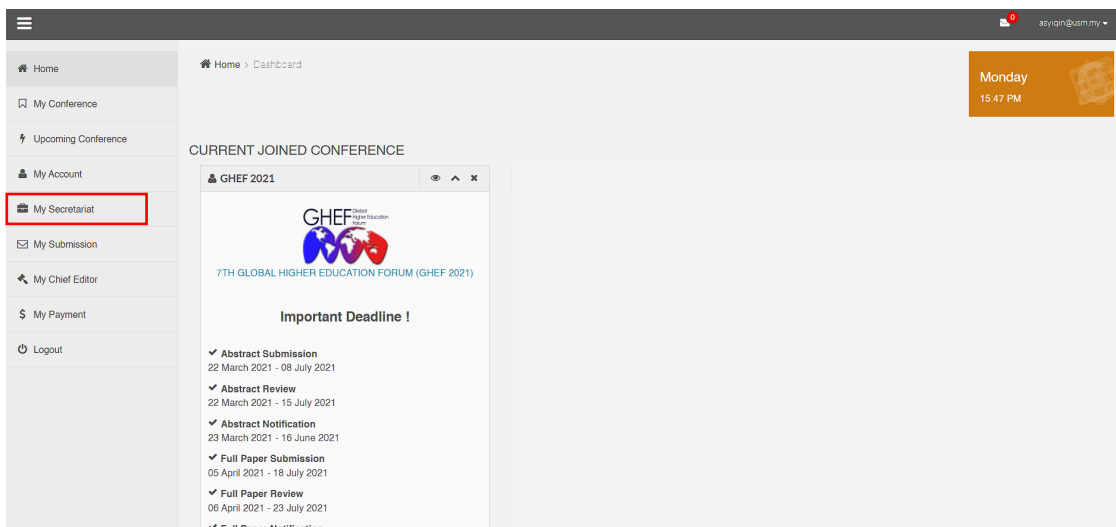
15TH - 17TH NOVEMBER 2023

MÖVENPICK HOTEL AND CONVENTION CENTRE KLIA, MALAYSIA

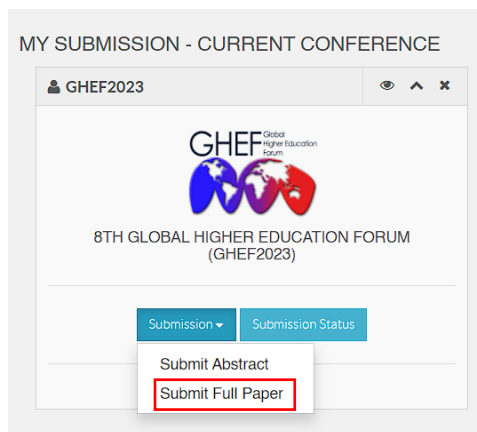
B. FULL PAPER SUBMISSION

Note: You will be able to upload your full paper once your abstract is **ACCEPTED**.

1. Create an account on the Ezconf system, or log in if you already have an account.
2. Go to the “**My Submission**” menu.



3. Click the “**Submission**” button and select “**Submit Full Paper**”.



- You will have this interface once your abstract is **accepted** by the editor. Then click on “Upload Full Paper”.

GHEF2023-0022	Higher Education (Oral physical)	ACCEPTED	Upload Full Paper
---------------	-------------------------------------	----------	-------------------

- Fill out the full paper submission form.

FULL PAPER SUBMISSION

ID	:	GHEF2023-0022
Title	:	Higher Education
Theme	:	Bridging the digital divide towards equity transformation
Subtheme	:	Pedagogical and technological innovations in digital learning
Abstract	:	Text
Notes: Abstracts must not more than 300 words in length.		
Keyword	:	HE
Please separate each keywords using comma “,” symbol.		
Presentation Mode	:	Oral physical

- Upload your full paper with the following file format, and if you have a PDF file and copyright agreement, please attach the file as well.

Upload Full Paper	:	<input type="button" value="Choose File"/> No file chosen <small style="color: red;">(Maximum file size allowed: 20MB Only. *.doc, *.docx, *.docm, *.zip, *.rar file only)</small>
Upload PDF Full Paper <small>(Optional)</small>	:	<input type="button" value="Choose File"/> No file chosen <small style="color: red;">(Maximum file size allowed: 20MB Only. *.pdf file only)</small>
Upload Copyright Agreement <small>(Optional)</small>	:	<input type="button" value="Choose File"/> No file chosen <small style="color: red;">(Maximum file size allowed: 20MB Only. *.doc, *.docx, *.pdf, *.JPEG, *.JPG, *.PNG, *.GIF file only)</small>
<input style="border: 2px solid red; padding: 5px 20px;" type="button" value="Submit Application"/>		

- Click “Submit Application” to submit your full paper. Once you have submitted, you will receive a notification email from the secretariat.

